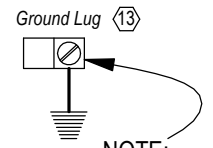


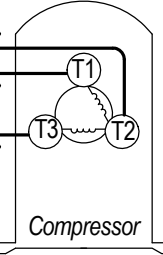
For Vent Wiring or controller/thermostat connections, see literature packet or go to www.bardhvac.com



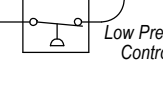
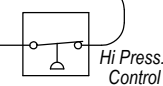
NOTE:
THIS IS LOCATED IN UPPER CONTROL PANEL ON THE W42-72

BROWN OR BLACK ON W24 MODELS
BLUE OR WHITE ON W24 UNITS

Low Ambient Control (opt.)



NOTE:
W42, 48, 60 - 50Hz models only:
Motor powered with Red (low) lead. Black lead lands on park terminal.



Condenser Section

WARNING
USE COPPER CONDUCTORS ONLY SUITABLE FOR AT LEAST 75° C.

DANGER
*ELECTRICAL SHOCK HAZARD
*DISCONNECT POWER BEFORE SERVICING.

Wires Connect if Option Not Used	(99) Wire Identification numbers for Bard use only.		
	Factory	Field	Optional
High Voltage			
Low Voltage			

4213-228 A

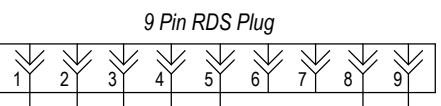
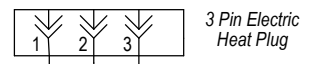
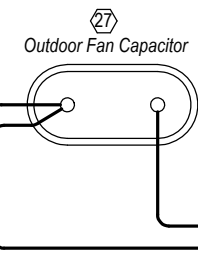

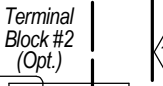
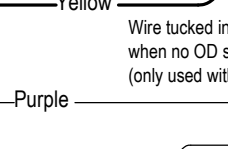
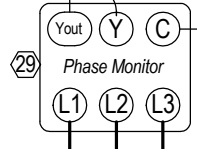
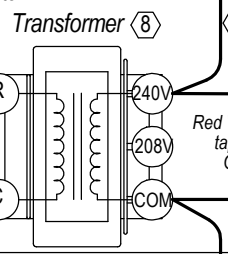
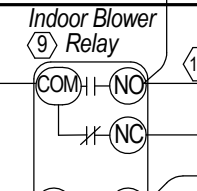
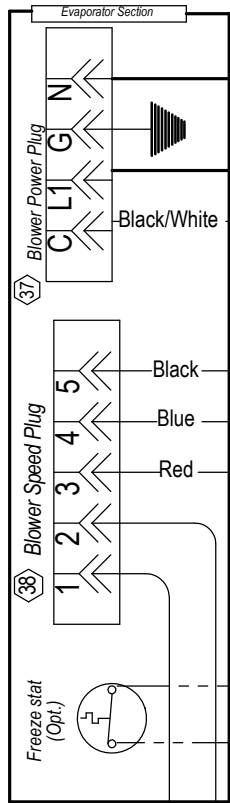
Wire tucked in cable duct if no OD switch (only use with LAC)

NOTE: JUMPER PLUG MUST BE INSTALLED WHEN NO VENT OPTION IS INSTALLED

Low Voltage Box

CLASS 2 Low Voltage Terminal Strip Class 2

12 Pin Vent Option Plug



230/208-60-3
240/220-50-3
Per Nameplate

